

# Interlinking

## Interlacing

### Intertwining

As presented at the Complex Weavers Seminar  
Wichita, Kansas, July 2024

Carol James

General description and comparison of the three structures:

#### **Interlinking**

Threads travel generally parallel to the selvedge.  
Threads link around the thread to the left, then around the thread to the right.  
Generally threads cross with the same (either S or Z) lean throughout  
Results in a very stretchy fabric.  
Has been used in bonnets, belts, tablecloths, garments.

#### **Interlacing**

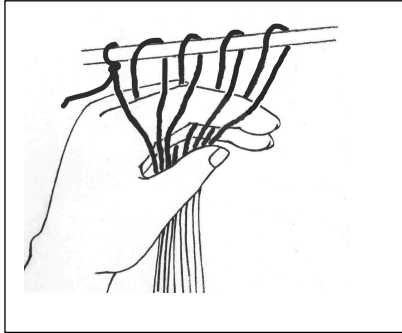
Threads travel at an oblique angle to the selvedge.  
Threads pass over a neighboring thread(s) then under the next neighboring thread(s).  
Threads alternate the lean of cross, S-lean then Z-lean.  
Results in a fabric with some stretch.  
Has been used in bonnets, belts, tablecloths, garments.

#### **Intertwining**

Threads travel in pairs at an oblique angle to the selvedge.  
Thread pairs encounter other thread pairs as they form cloth.  
Thread pairs have the same lean of cross throughout.  
The crossings with encountered pairs can vary (either S or Z).  
Results in a fabric with some stretch.  
Has been used in bonnets, straps, cloths, and tassels

Carol finds the above descriptions dry and it's difficult to understand the differences. We will try to briefly take a dive into the construction of these structures.

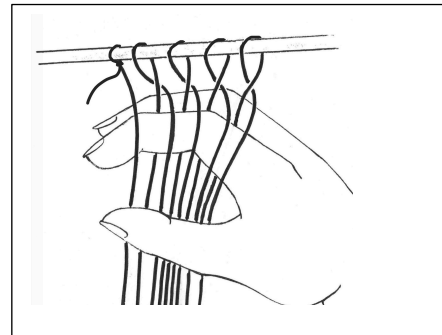
Key to understanding Carol's instructions:



You will be asked to hold threads in your hands.

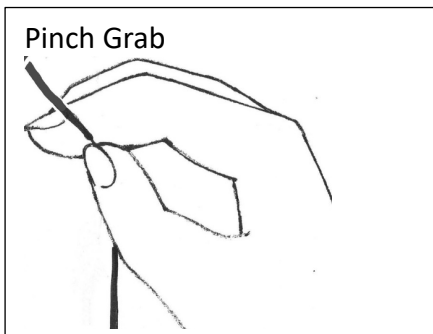
Your fingers will divide threads into two groups:

Front threads  
and  
Back threads.

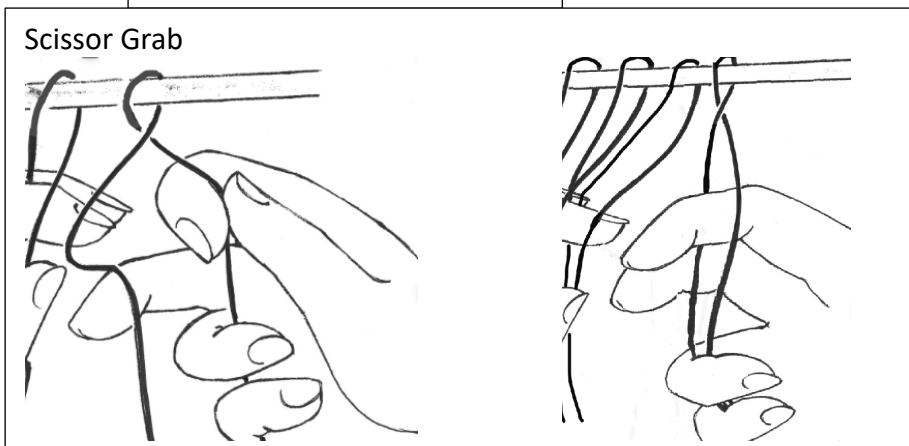


Front threads are those in front of your index finger.  
Back threads are threads behind your index finger,  
that is, held between index and middle fingers.

Carol's instructions have you pass threads in two different ways:  
Pinch Grab and Scissor Grab.



A **pinch grab** means you take the thread  
with index finger and thumb.  
The result is that the thread sits in front of the index  
finger ... a front thread.



A **scissor grab** means  
You take a thread with your  
middle finger, and then  
clamp down middle and  
index fingers.

The result is that the thread  
sits behind the index finger  
... a back thread.