

## Instructions

# FingerWeaving Instructions

## The Handout to Accompany the Video

From Carol James

[www.SashWeaver.com](http://www.SashWeaver.com)

### Diagonal Stripe

**Version 1:** Set up 24 threads in two colors: 12A, and 12B

#### Right-handed method

Identify the rightmost warp thread, place it in weft position, and weave it across to the leftmost position.

#### Left-handed method


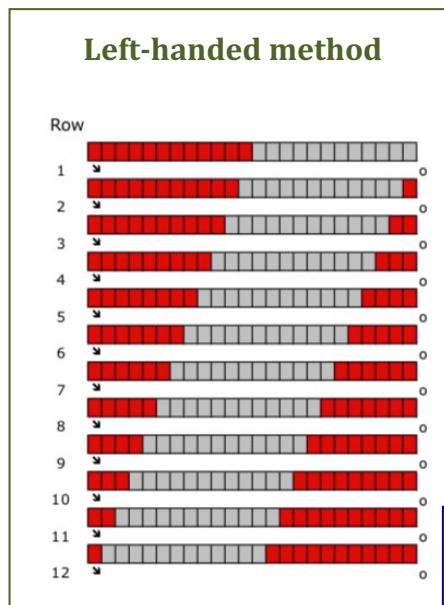
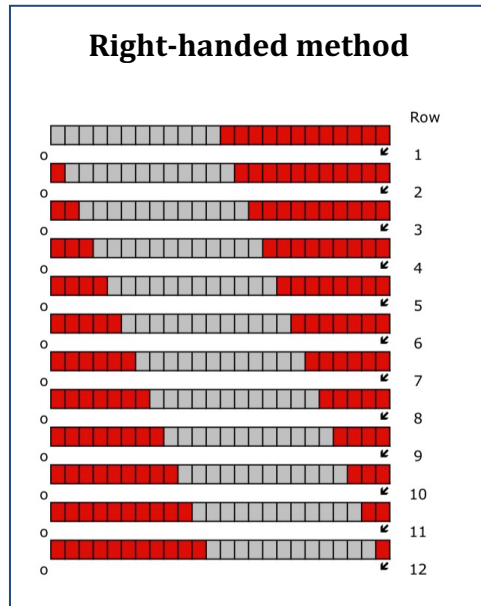
Identify the leftmost warp thread, place it in weft position, and weave it across to the rightmost position.

#### Grid legend

Each square represents one thread.

↘ select this thread as weft

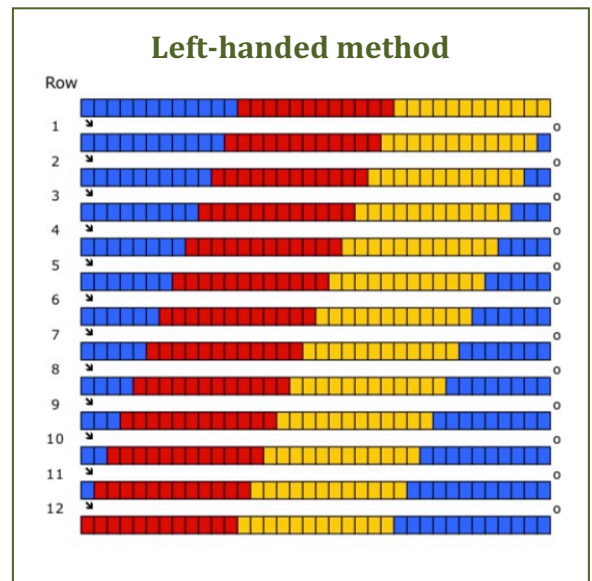
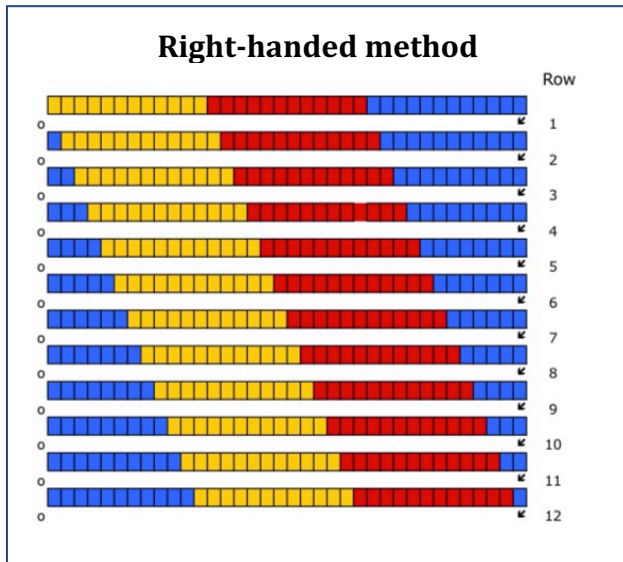
○ thread returns to warp position here



**Note:** Weft threads will insist on a slight down-hill slant.

Instructions

**Version 2:** Set up 36 threads in three colors: 12A, and 12B, 12C



## Instructions

## Vertical Stripe

**Version 1:** Set up 24 threads:  
12 of color A, and 12 of color B

### Right-handed method

Identify the rightmost warp thread, color B. Place it in weft position, and weave it across to the first color A thread. Switch wefts, and weave the color A weft across to the leftmost position.

### Left-handed method

Identify the leftmost warp thread, a color B thread. Place it in weft position, and across to the first color A thread. Switch wefts, and weave the color A weft across to the rightmost position.

### Grid legend

Each square represents one thread.

↘ select this thread as weft

o thread returns to warp position here

x Switch wefts

### Right-handed method



### Left-handed method



## Instructions

**Version 2:** Set up 24 threads: 8 of color A, and 8 of color B, 8 of color C

### Right-handed method

Identify the rightmost warp thread, color C.

Place it in weft position, and weave it across to the first color B thread.

Switch wefts (B for C), and weave the B thread across to the first A colored thread.

Switch wefts (A for B), and weave the color A weft across to the leftmost position.

### Left-handed method

Identify the leftmost warp thread, color C.

Place it in weft position, and weave it across to the first color B thread.

Switch wefts (B for C), and weave the B thread across to the first A colored thread.

Switch wefts (A for B), and weave the color A weft across to the rightmost position

